

Alleima® 4C54

Tube and pipe, seamless

Datasheet

Alleima® 4C54 is a ferritic, heat resisting, stainless chromium steel, characterized by:

- Extremely good resistance to reducing sulphurous gases
- Very good resistance to oxidation in air
- Good resistance to oil-ash corrosion
- Good resistance to molten copper, lead and tin

This steel can be used at temperatures up to 1100°C (2010°F). However, allowance should be made for low creep strength at the highest temperatures in order to avoid distortion due to the mass of the steel.

Standards

- ASTM: 446-1
- UNS: S44600
- EN Number: 1.4749
- W.Nr.: 1.4749
- DIN: X 18 CrN 28
- SS: 2322

Product standards

- ASTM A268
- EN 10297-2
- SS 14 23 22

Chemical composition (nominal)

Chemical composition (nominal) %

C	Si	Mn	P	S	Cr	N
≤0.20	0.5	0.8	≤0.030	≤0.015	26.5	0.2

Applications

Alleima® 4C54 should be chosen mainly for service at temperatures above 700°C (1290°F) where the excellent resistance of the material to slag corrosion and sulphidizing gases is particularly advantageous.

Typical applications for Alleima® 4C54 are:

- Recuperators in the metallurgical and glass industries
- Thermocouple protection tubes
- Sootblower tubes
- Injection nozzles
- Muffle tubes in continuous wire annealing furnaces

Corrosion resistance

Air

Alleima® 4C54 is highly resistant to oxidation, both at constant and at cyclically varying temperatures (see Fig. 2). The service temperature in air should not exceed about 1100°C (2010°F).

Isothermal oxidation at 1100°C (2010°F) for 1000h results in a weight loss of about 0.25 g/m² h after removal of the oxide layer.

Cyclic oxidation at 1100°C (2010°F) for 5 x 24 h, with cooling to room temperature every 24 hours, gives a weight loss of less than 1.5 g /m² h after removal of the oxide layer.

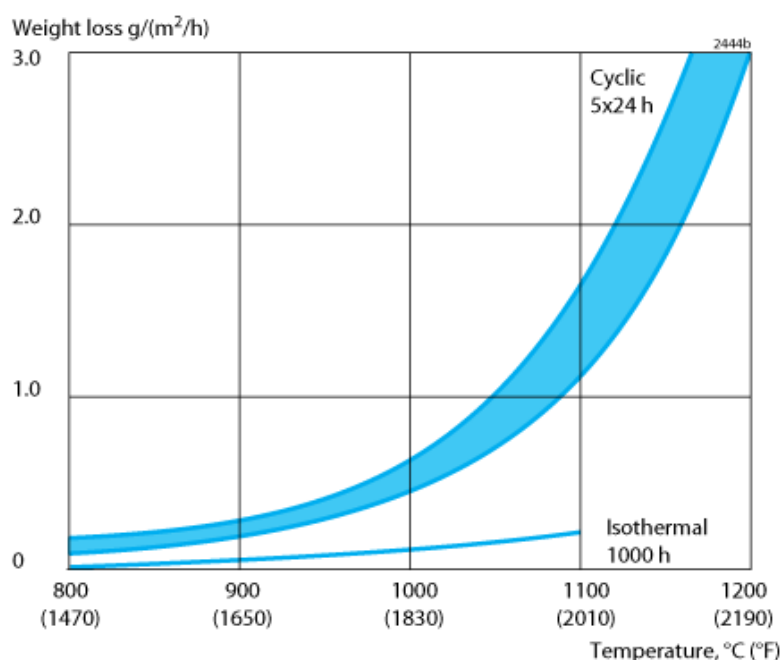


Figure 2. Oxidation in air resulting from cyclic exposure for 5 x 24 h with cooling to room temperature every 24 hours and isothermal exposure for 1000 h (1 g/m²h) = approx. 1 mm/year.

Hot corrosion / sulphidation

Owing to its high chromium content and the absence of nickel, Alleima® 4C54 has very good resistance in sulphidizing gases and salts. The steel has relatively good resistance to slags containing vanadium pentoxide and sodium sulphate, for example, which are extremely aggressive at temperatures above 600°C (1110°F). The results of a corrosion test in combustion gases from heavy oil show that Alleima® 4C54 possesses better resistance than 50Cr50Ni alloy and austenitic high temperature steels in such environments (see Fig. 3).

In other sulphurous flue gases, especially where the oxygen pressure is low (reducing atmosphere), Alleima® 4C54 possesses considerably better resistance than the austenitic steels. In laboratory tests simulating combustion in a fluidized bed, where the oxygen pressure varies between low and high, Alleima® 4C54 exhibits very good

resistance. See Fig. 4.

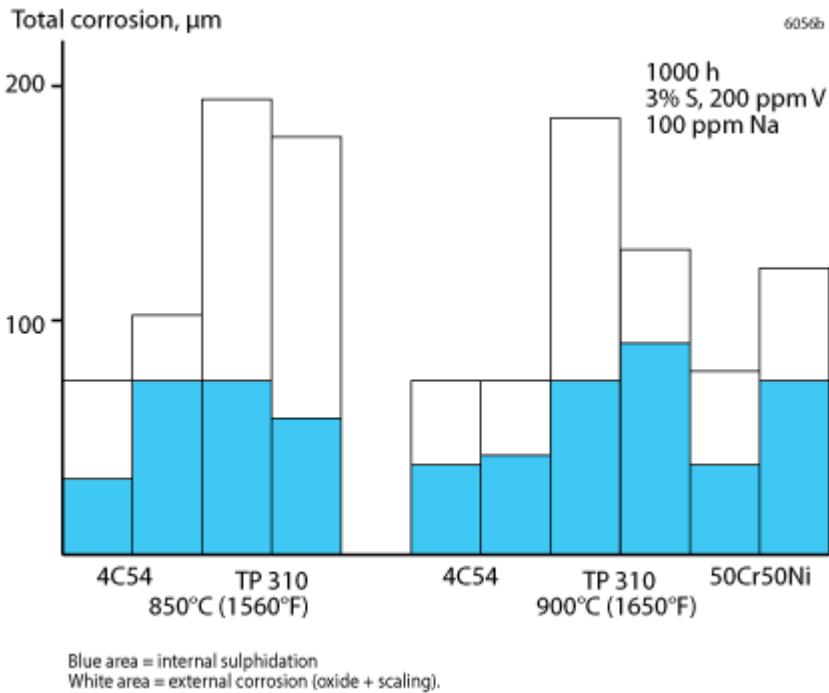


Fig. 3. Corrosion test in combustion gases from heavy oil for Alleima 4C54, TP 310 and a 50Cr50Ni alloy. Two tests (bars) per grade.

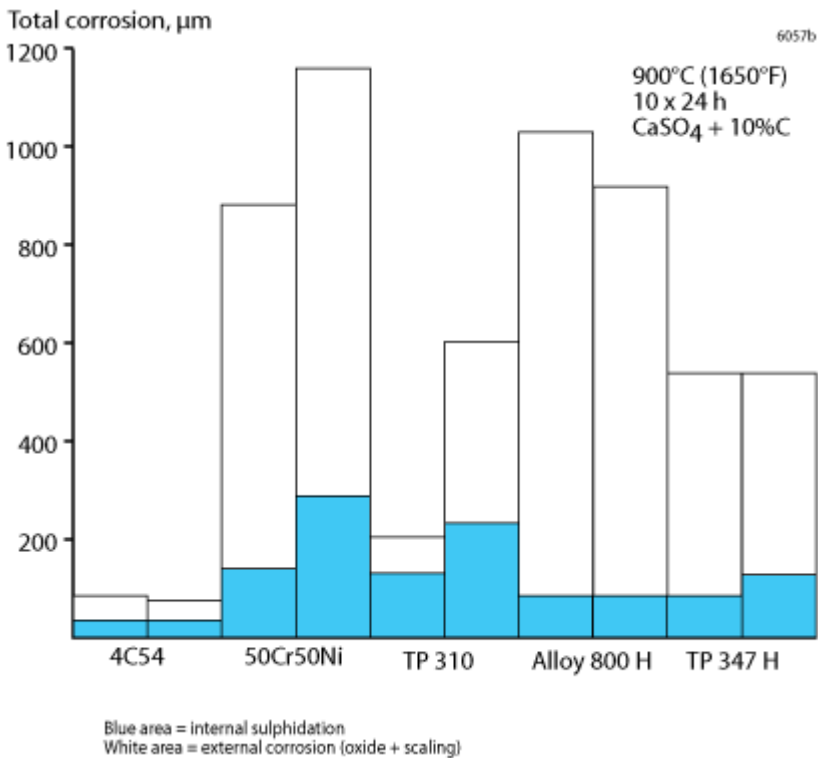


Figure. 4. Results from simulated fluidized bed combustion. Two tests (bars) per grade.

Nitrogen pick up

Nitrogen pick up can occur in gas mixtures with low oxygen concentrations and high concentrations of nitrogen, cracked ammonia or mixtures of nitrogen and hydrogen. It leads to embrittlement and reduced oxidation resistance. Alleima® 4C54 is more sensitive than austenitic steels to environments where nitrogen pick up can occur.

Carburizing atmosphere

When a material comes into contact with hot gases containing hydrocarbons and carbon monoxide, carburization can occur. The extent of carburization depends on the composition of the material and of the gas.

The relatively high chromium content of Alleima® 4C54 promotes the formation of a protective oxide layer on the surface of the material, providing some protection against carburization.

However, because Alleima® 4C54 is ferritic, carburization occurs quickly, if the oxide layer cracks or, if the oxygen content is too low to form a protective oxide layer. For this reason, the material does not possess the same resistance as the austenitic steels, for example, Alleima® 253MA or Sanicro® 31HT.

Metal and salt baths

The ferritic structure of Alleima® 4C54 gives it good resistance in baths of molten copper. It also possesses good resistance in other molten metals, such as lead, tin, bearing metals, brass and magnesium. In these metals, it is a good idea to use replaceable sleeves of ceramic material or graphite, since corrosion is heaviest at the surface of the metal bath. In salt baths for heat treatment etc., such as cyanide and neutral salt baths, austenitic alloys with a high nickel content should be selected instead (e.g. Sanicro® 31HT).

Bending

Due to their limitations in ductility at low temperatures, caution must be taken when performing bending of ferritic steels, such as Alleima® 4C54.

Hot worked tubes should preferably be hot bent, but they can be bent cold, depending on bending radius, diameter, bending equipment, etc. Please contact Alleima for more information.

Hot bending is carried out at 1000-800°C (1830-1470°F) and should be followed by annealing, see the Heat treatment section, for details.

For cold bending, cold worked tubes are recommended. Annealing is usually not necessary after cold bending.

When straightening or bending tubes that have already been in service, we recommend the following:

Tubes that have been in service at 400-550°C (750-1020°F):

Heat for a brief period to a temperature above 600°C (1110°F), cool in air, followed by preheating to 200-400°C (390-750°F).

Tubes that have been in service above 550°C (1020°F):

Preheat to 200-400°C (390-750°F).

Forms of supply

Seamless tube and pipe - finishes and dimensions

Seamless tube and pipe in Alleima® 4C54 is supplied in dimensions up to 125 mm outside diameter in the solution annealed and white pickled condition or in the bright annealed condition.

Stock sizes

Alleima® 4C54 is stocked in sizes ranging from outside diameter 3/8" to 3" outside diameter. Additional data concerning sizes and finishes is available on request from your nearest Alleima office.

Heat treatment

Tubes are delivered in the heat treated condition. If another heat treatment is needed after further processing, the following is recommended:

Stress relieving

800-850°C (1470-1560°F), 15-30 minutes, rapid cooling in air.

Annealing

800-900°C (1470-1650°F), 30-60 minutes, rapid cooling in air.

Mechanical properties

At 20°C (68°F)

Metric units

Proof strength		Tensile strength		Elong.		Hardness Vickers.
$R_{p0.2}^{1)}$	$R_{p1.0}^{1)}$	R_m	$A^{2)}$	$A_{2''}$		
MPa	MPa	MPa	%	%		
						approx.
≥280	≥320	500-700	≥20	≥18		190

Imperial units

Proof strength		Tensile strength		Elong.		Hardness Vickers.
$R_{p0.2}^{1)}$	$R_{p1.0}^{1)}$	R_m	$A^{2)}$	$A_{2''}$		
ksi	ksi	ksi	%	%		
						approx.
≥41	≥46	73-102	≥20	≥18		190

1 MPa = 1 N/mm²

1) $R_{p0.2}$ and $R_{p1.0}$ correspond to 0.2% offset and 1.0% offset yield strength, respectively.

2) Based on $L_0 = 5.65 \sqrt{S_0}$, where L_0 is the original gauge length and S_0 the original cross-sectional area.

At high temperatures

Metric units

Temperature	Proof strength		Tensile strength	Creep rupture strength	
°C	$R_{p0.2}^{1)}$	$R_{p1.0}^{1)}$	R_m	10 000 h	100 000 h
	MPa	MPa	MPa	MPa	MPa
	min.	min.		approx.	approx.
100	235	280	450		
200	215	260	430		
300	200	250	430		

400	185	245	430		
500	175	240	375		
525	165	230	335		
550	150	200	290		
600				38	29
700				10	7
800				4.8	3.3
900				3.4	2.5
1000				1.9	1.6

Imperial units

Temperature	Proof strength		Tensile strength	Creep rupture strength	
°F	R _{p0.2} ¹⁾	R _{p1.0} ¹⁾	R _m	10 000 h	100 000 h
	ksi	ksi	ksi	ksi	ksi
	min.	min.		approx.	approx.
200	34.4	40.9	66.7		
400	31.0	37.7	62.3		
600	28.7	36.1	62.3		
800	26.8	35.5	62.2		
1000	22.9	31.9	46.0		
1100				5.9	4.4
1300				1.4	0.99
1500				0.69	0.47
1800				0.32	0.26

Since Alleima® 4C54 has very large creep rupture elongation, often more than 100%, and little resistance to creep, it is necessary to allow for considerable creep deformation long before rupture occurs. At normal service temperatures, i.e. over 700 °C (1290 °F), even the dead weight of the tubes can cause stresses leading to large deformations.

Careful attention must be given, therefore to the way in which tubes are supported. Alleima® 4C54, in common with other ferritic chromium steels, is less tough than austenitic stainless steels in the as delivered condition. The transition temperature of Alleima® 4C54 is around 100-150 °C (210-300 °F). After a period of operation, toughness at room temperature can decrease further. For this reason, large impact and similar stresses should be avoided during repairs.

The graph in Fig. 1 can be used to determine the temperature above which, design calculations should be based on creep rupture strength rather than proof strength.

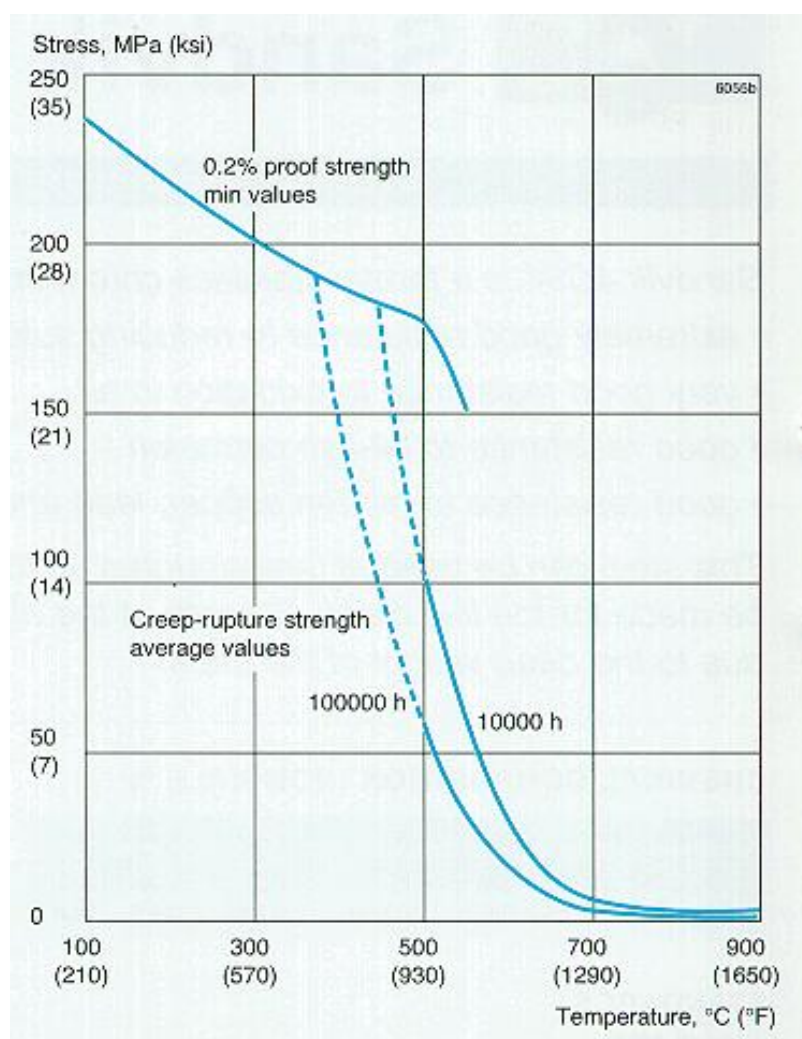


Figure 1. 0.2% proof strength and creep rupture stress at 10 000h and 100 000h.

Physical properties

Density: 7.6 g/cm³, 0.27 lb/in³

Thermal conductivity

Temperature, °C	W/(m °C)	Temperature, °F	Btu/(ft h °F)
20	20	68	11.5
100	21	200	12.5
200	22	400	12.5
300	23	600	13
400	24	800	13.5
500	25	1000	14.5
600	26	1200	14
700	26	1400	14.5

800	27	1600	15.5
900	28	1800	17
1000	30	2000	19
1100	34		

Specific heat capacity

Temperature, °C	J/(kg °C)	Temperature, °F	Btu/(lb °F)
20	475	68	0.11
100	520	200	0.12
200	555	400	0.13
300	595	600	0.14
400	625	800	0.16
500	710	1000	0.18
600	795	1200	0.18
700	720	1400	0.17
800	695	1600	0.16
900	680	1800	0.17
1000	715	2000	0.18
1100	760		

Thermal expansion ¹⁾

Temperature, °C	Per °C	Temperature, °F	Per °F
30-100	10	86-200	5.5
30-200	10	86-400	5.5
30-300	10.5	86-600	6
30-400	11	86-800	6
30-500	11	86-1000	6
30-600	11.5	86-1200	6.5
30-700	11.5	86-1400	6.5
30-800	12	86-1600	7
30-900	13	86-1800	7.5
30-1000	13.5		

1) Mean values in temperature ranges $\times 10^{-6}$

Resistivity

Temperature, °C	$\mu\Omega\text{m}$	Temperature, °F	$\mu\Omega\text{in.}$
20	0.69	68	27.0
100	0.75	200	29.5
200	0.84	400	33.2
300	0.92	600	36.8
400	1.00	800	40.2
500	1.08	1000	43.3
600	1.14	1200	45.8
700	1.19	1400	47.7
800	1.22	1600	48.9
900	1.24	1800	49.1
1000	1.25		

Modulus of elasticity ¹⁾

Temperature, °C	MPa	Temperature, °F	ksi
20	195	68	28.5
200	190	400	27.5
400	180	800	25.5
600	145	1200	20.5
800	125	1400	18.5
1000	120	1800	17.5

1) $\times 10^3$

Structural stability

Temperatures of about 400-550°C (750-1020°F) should be avoided for even short periods of time, whether the steel is in service or merely being held at that temperature, since severe embrittlement, known as 475 °C (887°F). embrittlement, can occur. This is noticeable after the tubes have cooled to room temperature. However, the steel can be restored to its original condition by short term heating at a temperature above 600°C (1110°F). Embrittlement can also occur as a result of sigma phase formation after prolonged service at 550-750°C (1020-1380°F).

Welding

The weldability of Alleima® 4C54 is good. Welding must be carried out with preheating at 200-300°C (390-570°F), subsequent heat treatment is normally required for matching filler metals. Suitable methods of fusion welding are

manual metal-arc welding (MMA/SMAW) and gas-shielded arc welding, with the TIG/GTAW method as first choice. For Alleima® 4C54, heat-input of <1.5 kJ/mm and interpass temperature of <150°C (300°F) are recommended.

Recommended filler metals

TIG/GTAW welding

ISO 14343 S 29 9 / AWS A5.9 ER312 (e.g. Exaton 29.9) or

ISO 14343 S 25 20 / AWS A5.9 ER310 (e.g. Exaton 25.20.C) or

ISO 18274 S Ni 6082 / AWS A5.14 ERNiCr-3 (e.g. Exaton Ni72HP)

MMA/SMAW welding

ISO 3581 E 29 9 R / AWS A5.4 E312-16 (e.g. Exaton 29.9.R) or

ISO 3581 E 25 20 B / AWS A5.4 E310-16 (e.g. Exaton 25.20.B) or

ISO 14172 E Ni 6182/ AWS A5.11 ENiCrFe-3 (e.g. Exaton Ni71)

When using the austenitic stainless-steel wire electrode S 25 20/ER310 and the covered electrode E 25 20 B/ E310-16, the higher thermal expansion of the austenitic weld metal must be considered.

When using nickel alloy wire electrode S Ni 6082/ERNiCr-3 and covered electrode E Ni 6182/ENiCrFe-3, a lower corrosion resistance of the weld metal in a reducing sulphurous environment than the Alleima 4C54 must be considered.

Disclaimer:

Recommendations are for guidance only, and the suitability of a material for a specific application can be confirmed only when we know the actual service conditions. Continuous development may necessitate changes in technical data without notice. This datasheet is only valid for Alleima materials.